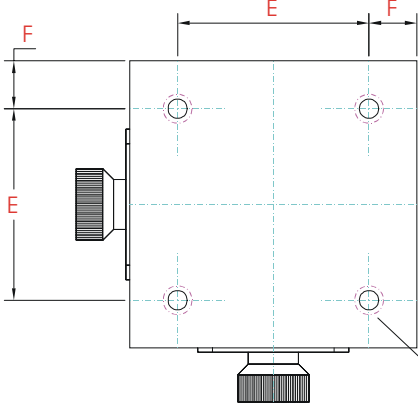
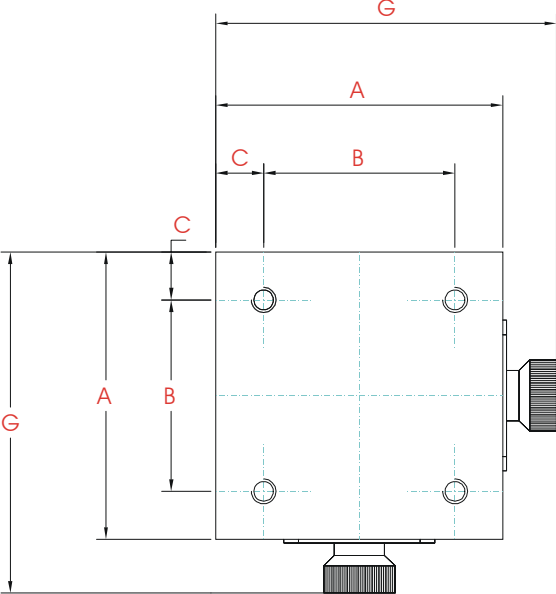
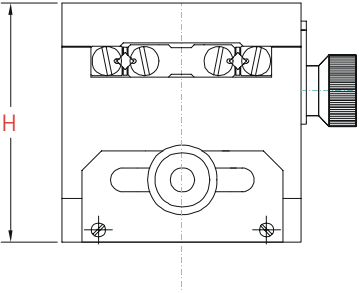


Abmessungen der Kreuztische KT



4 x Senkloch für Schraube K



## Maßtabelle

Best.-Nr.	A	B	C	E	F	G	H	J	K	Hub	C in N.	Gewicht in Kg
KT-3050-60	60	40	10,0	40		79				25x25	800	1,30
KT-3075-80	80	60	10,0	60		99	+0,05			40x40	1100	2,30
KT-3100-105	105	80	12,5	85	10	122	50	M4	M4	60x60	1400	4,00
KT-3125-130	130	100	15,0	110		147	-0,20			75x75	1400	6,10
KT-3150-155	155	120	17,5	135		172				100x100	2000	8,70
KT-6100-110	110	80	15,0	70		132	+0,05			50x50	3200	6,60
KT-6150-160	160	100	30,0	120	20	182	75	M6	M6	100x100	4000	13,90
KT-6200-210	210	120	45,0	170		232	-0,20			150x150	5200	24,00